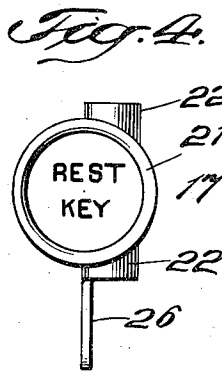
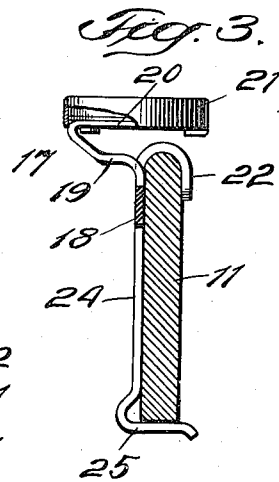
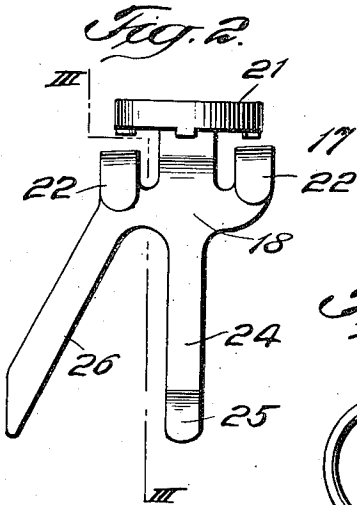
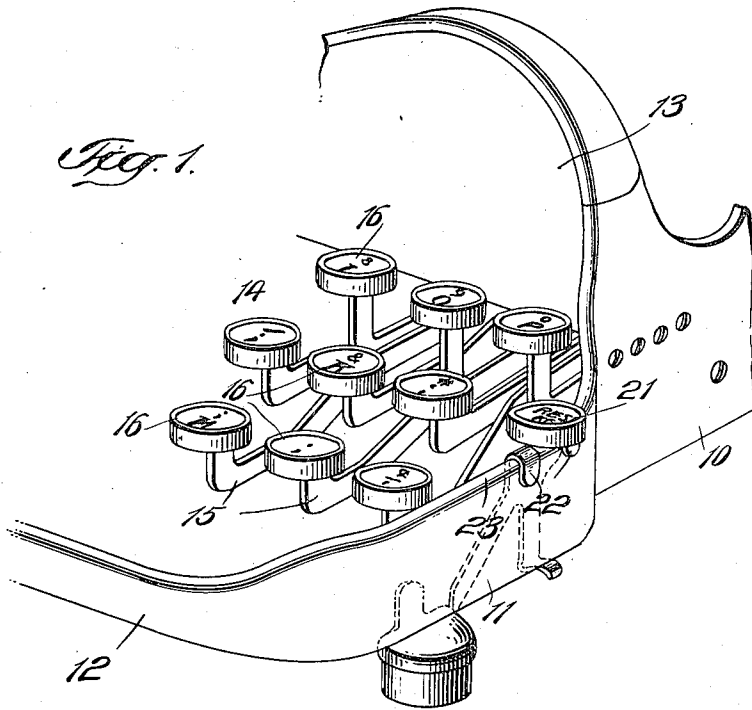


O. PETERMANN.
 TYPE WRITING MACHINE.
 APPLICATION FILED DEC. 30, 1915.

1,311,911.

Patented Aug. 5, 1919.



WITNESSES:
J. H. ...

INVENTOR
 Otto Petermann

BY
Criswell Criswell
 ATTORNEYS

UNITED STATES PATENT OFFICE.

OTTO PETERMANN, OF GROTON, NEW YORK, ASSIGNOR TO CORONA TYPEWRITER COMPANY, INC., A CORPORATION OF NEW YORK.

TYPE-WRITING MACHINE.

1,311,911.

Specification of Letters Patent.

Patented Aug. 5, 1919.

Application filed December 30, 1915. Serial No. 69,410.

To all whom it may concern:

Be it known that I, OTTO PETERMANN, a citizen of the United States, and a resident of Groton, county of Tompkins, and State of New York, have invented certain new and useful Improvements in Type-Writing Machines, of which the following is a full, clear, and exact description.

This invention relates more particularly to the keyboards of typewriting machines.

The primary object of the invention is to provide a rest key located at the side of the machine for the typist to rest his little finger while manipulating the keys in order that the hand may be properly positioned at all times. The key is particularly advantageous while operating the machine under what is known as the "touch" system and permits the typist to operate the keys readily and in a correct manner.

Another object of the invention is to provide a simple and efficient rest key for the hand of the operator which forms a part of the keyboard.

A further object of the invention is to provide a key of the character described which is simple in construction and which may be readily manufactured.

A still further object of the invention is to provide a key which may be readily attached to or detached from the machine frame or other part of the machine.

Another object of the invention is to provide an additional rigid key adapted to be attached to the keyboard of a small typewriting machine in which the keyboard is smaller than the keyboard of the standard office typewriting machines, the additional rigid key serving to fill out the abbreviated keyboard of the small typewriting machine, so that there will be a sufficient number of keys in one row or group to enable the operator to properly position his hands over the keys. The purpose of the invention is to provide a rest and hand-positioning key in alinement with one of the rows or groups of movable keys, and in the same horizontal plane as the normal position of the keys in said row so that the added key will be uniform in position and arrangement with the other keys of the keyboard.

With these and other objects in view, the invention will be hereinafter more particularly described with reference to the accompanying drawings, which form a part

of this specification, and will then be pointed out in the claims at the end of the description.

In the drawings, Figure 1 is a fragmentary perspective view of a part of the keyboard of one form of machine embodying the invention.

Fig. 2 is an enlarged elevation of the key detached.

Fig. 3 is a vertical section through a part of the key showing the key attached to a part of the machine frame; and

Fig. 4 is a detail plan of the key.

As shown the invention is applied to a Corona typewriter as the invention is designed especially for a small portable machine of this character, but it will be understood that the invention may be used in connection with writing machines of various kinds.

The frame 10 of the machine has side bars 11 connected together by an integral bar 12 at the front thereof and by a transversely extending plate or bar 13 between which plate 13 and bar 12 and the sides 11 is located the keyboard 14. The keyboard may comprise a number of levers 15 each having a key 16. These keys may be arranged in groups or banks and form a part of the usual standard or universal keyboard. As shown there are three groups or banks of keys, as in the Corona typewriter and in this particular type of machine the shift keys are located at the left hand side of the machine, there being a shift key for the upper case and a shift for figures and other characters thereof, although this particular form of keyboard may be changed according to whether a single case shift or a double case shift is employed.

In line with the middle row of keys and attached to the side 11 of the frame is a rest key 17. This rest key has a plate-like body 18 at the upper portion of which is an integral outwardly and upwardly projecting part 19. At the upper portion of the part 19 is a substantially circular and integral plate-like part 20 to which the finger part 21 of the key may be attached by means of inwardly extending fingers as is usual for holding the metal key rim to a key-operated lever. The body 18 at each side of the part 19 is provided with curved clips or hook-shaped parts 22 which are adapted to be passed over the upper edge

23 of the side 11 of the machine frame or other support. A leg or part 24 extends downwardly from the body 18 and terminates in a hook-shaped portion 25 adapted to form a yielding clip to fit under the lower edge of the side 11 of the machine frame and with the clips 22 serves to detachably hold the key to said side of the frame. A brace or part 26 extends downwardly from the body 18 and at an angle to the leg 24 and serves as a means to assist in bracing and steadying the key on the frame, and as a locating means to get the rest key lined up with the row of key-levers, the lower end of the brace being made to engage with the side of the front foot bracket as shown in dotted lines in Fig. 1. The brace 26 also prevents the rest key from moving toward the front of the machine.

In the special type of machine in connection with which the key is particularly adapted for use only one rest key is employed for the reason that the shift key or one of the other keys at the opposite side of the machine might be employed for the left hand of the operator, though it will be understood that where the keyboard is of this or any other form of construction a similar key adapted for the left hand side of the machine may be used.

It will be evident that by a key of the character described the typist's hand is properly positioned for operation of the keys under the usual touch system so that accuracy and speed are secured, and that the entire key except the finger part may be made of a single piece of sheet metal.

Having thus described my invention, I claim as new and desire to secure by Letters Patent:

1. A hand-positioning finger-rest key for a typewriting machine, comprising a stem formed with integral means for detachably holding the same to a part of the machine, an angularly extending portion adapted to engage a fixed part of the machine to brace the key and position the same relatively to the keys of the keyboard, a laterally and upwardly extending part, and a keylike finger-supporting part held to said laterally and upwardly extending part.

2. A hand-positioning and supporting device for a typewriting machine, comprising a stem provided with integral hook portions adapted to grip the opposite edges of a part of the machine frame for detachably securing the device to the machine, a projecting arm held to said stem and adapted to engage a stationary part of the machine to position the device relatively to the keyboard, and a key-like finger-supporting portion held to the upper end of said stem.

3. A hand-positioning and supporting device for a typewriting machine, comprising a stem formed with integral clips adapted to

grip the upper and lower edges of one of the side members of the machine frame, a finger-rest portion rigidly supported on the upper end of said stem, and means formed integrally with said stem adapted to abut against spaced parts of the machine frame to hold the device against movement along the side member of the frame.

4. A hand-positioning finger-rest key for a typewriting machine, comprising a disk-like finger-supporting portion, means for detachably securing said disk-like portion to a side member of the machine frame at one side of the keyboard, and means for determining the position of the disk-like portion relatively to the keys of the keyboard.

5. A hand-positioning finger-rest key adapted for attachment to the frame of a typewriting machine, comprising a body portion having a laterally extending yieldable part adapted to engage under a part of the frame, an angular extending integral brace portion adapted to engage a stationary part of the machine, spaced clips formed integrally with the body portion and adapted to engage over a part of the frame, an integral upwardly extending portion formed with a disk-like portion arranged substantially at right angles to the body portion, and a finger portion secured to said disk-like portion.

6. A hand-positioning finger-rest key adapted for attachment to a part of a typewriting machine, comprising a body having a depending leg provided with a yieldable laterally extending part adapted to engage under a part of the machine, integral hooks formed on the body at opposite sides of the depending leg and adapted to engage over a part of the machine, an angularly extending brace portion adapted to engage a stationary part of the machine to position the key, an upwardly extending part, and a finger part held to said upwardly extending part.

7. A hand-positioning finger-rest key adapted for attachment to a part of a typewriting machine, comprising a body having a depending leg provided with a yieldable laterally extending part adapted to engage under a part of the machine, integral hooks formed on the body at opposite sides of the depending leg and adapted to engage over a part of the machine, and a finger part supported by the body.

8. In a typewriting machine, the combination of a frame, a keyboard supported by said frame and comprising a plurality of movable keys arranged in rows or groups, and a fixed hand-positioning finger supporting key mounted in the keyboard in alinement with one of the rows or groups of movable keys and in the same horizontal plane with the keys of the said group when said keys are in their normal at-rest posi-

tion, whereby the said rigid key will have a uniform position and alinement with the movable keys of the keyboard.

5 9. In a typewriting machine, the combination of a frame, a keyboard supported by said frame and comprising a plurality of movable keys arranged in rows or groups, a fixed hand-positioning finger supporting key, and means for detachably holding the
10 said positioning key to the keyboard-supporting means in alinement with one of

the rows or groups of movable keys and in the same horizontal plane with the keys of the said group when said keys are in their normal at-rest position, whereby the said rigid key will have a uniform position and alinement with the movable keys of the keyboard.

This specification signed this twenty-second day of December, A. D. 1915.

OTTO PETERMANN.